



TANZANIA REVENUE AUTHORITY

ISO 9001:2015 Certified

USER MANUAL

VERSION 1.1 29/12/2022

**USER MANUAL FOR REGISRTATION OF
NON-RESIDENT ELECTRONIC SERVICE PROVIDER/SUPPLIER**

TABLE OF CONTENTS

1.0 INTRODUCTION.....2

2.0 OVERVIEW3

3.0 GETTING STARTED.....4

3.1 Individual Registration4

3.2 Entity Registration14

4.0 SUPPORT CONTACTS25

1.0 INTRODUCTION

Tanzania Revenue Authority (TRA) recognize that there is a need to create a level playing field between electronic service providers/suppliers having a physical presence and those rendering services virtually. To accomplish this a simplified online registration regime provided for under Regulation 4(2) and Regulation 6(1) of the Income tax (registration of non-resident electronic service providers) Regulations, 2022 respectively, has been prepared.

According, this User Manual (UM) provides is a guideline for registration of a Non-Resident through the taxpayer portal. The registration process will enable the taxpayer to obtain a Taxpayer Identification Number (TIN) and a Value Added Tax Registration Number (VRN) essential in fulfilling filing and tax payment obligations.

2.0 OVERVIEW

The Digital Tax Registration feature shall enable a Non-resident Electronic Service Provider to register as a taxpayer in the United Republic of Tanzania as required by the law.

Key features or major functions performed by the system

- Individual Registration
- Entity Registration

User access

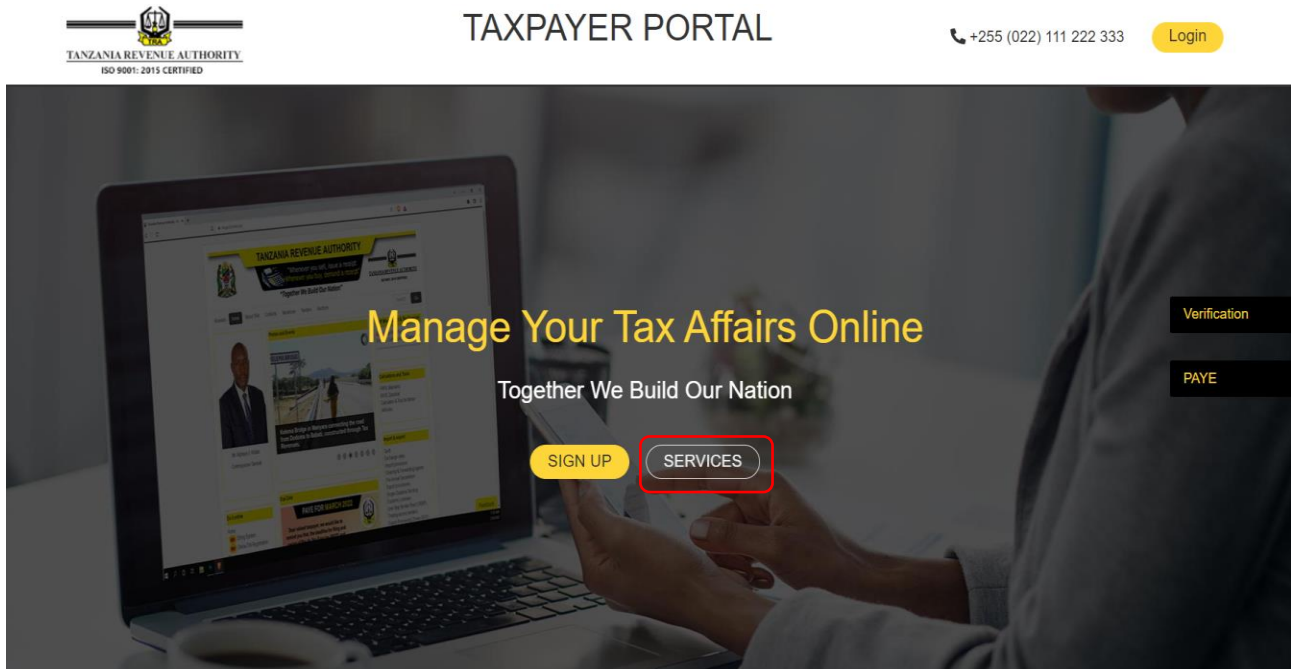
- Non-resident user will access the portal for registration of Taxpayer Identification Number (TIN) and Value Added Tax Registration Number (VRN).
- Non-resident users will be provided by reference number to check application status after applying for TIN. Credentials will be sent to official/corporate email address provided after registration approvals.
- The portal will be online and can be accessed in different browsers such as Opera, Chrome, Mozilla etc.
- Applicant must have access to his/her corporate email address.

3.0 GETTING STARTED

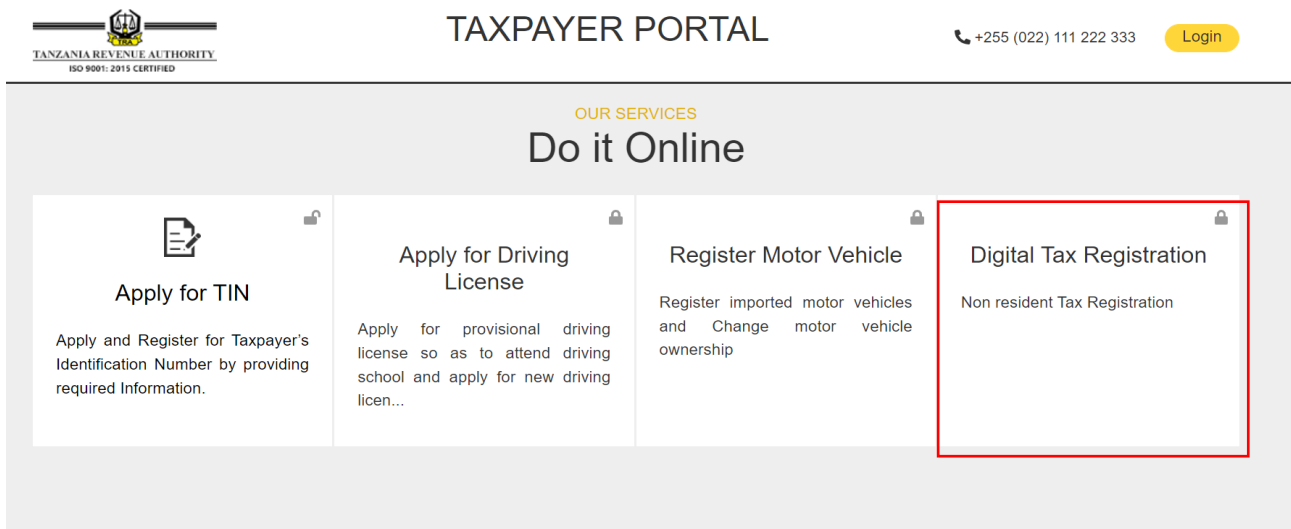
3.1 Individual Registration

URL: <https://taxpayerportal.tra.go.tz>

Open the above URL and click services



Click Digital Tax Registration



REGISTRATION OF NON-RESIDENT ELECTRONIC SERVICE PROVIDER/SUPPLIER

Click Individual Registration

The screenshot shows the Taxpayer Portal interface. The header includes the logo and navigation links: Home, Self Service, and Non Resident Taxpayer Identity Number Registration. The left sidebar contains 'Taxpayer Registration', 'TIN Application', and 'Check Registration Status'. The main content area is titled 'TIN Application' and features two tabs: 'Individual Registration' (highlighted with a red box) and 'Entity Registration'. Below the tabs, a message box states: 'Enter the Email and valid mobile phone number. OTP will be sent to your email address for verification so as to proceed with the Application.' The form fields include 'Email', 'Phone Code' (a dropdown menu), and 'Mobile Phone Number'. A 'Proceed' button is located at the bottom right of the form area. The footer contains the copyright notice: '© 2022 Tanzania Revenue Authority. All rights reserved.'

Capture business e-mail address, select Phone country code, complete phone number (9 digits) and click proceed.

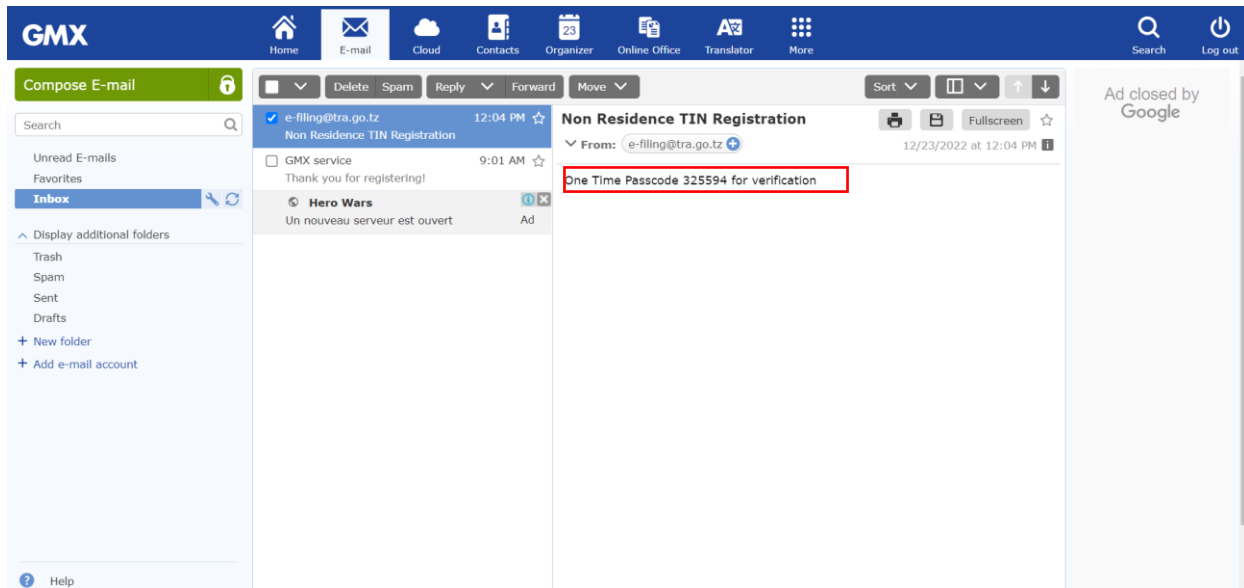
This screenshot shows the same Taxpayer Portal interface as the previous one, but with the form fields filled out. The 'Individual Registration' tab is still selected. The 'Email' field contains 'max551@gmx.us', the 'Phone Code' dropdown is set to 'United Kingdom +44', and the 'Mobile Phone Number' field contains '874875209'. The 'Proceed' button is now highlighted with a red circle, indicating it is the next step to click.

REGISTRATION OF NON-RESIDENT ELECTRONIC SERVICE PROVIDER/SUPPLIER

One Time Passcode (OTP) will be sent to your email.

The screenshot shows the 'TAXPAYER PORTAL' interface. The main heading is 'TIN Application'. There are two tabs: 'Individual Registration' (selected) and 'Entity Registration'. Below the tabs, there is a text box that says: 'Enter OTP that has been sent to your email Address, for Validation so as to proceed with the TIN Registration.' To the right of this text box is an input field labeled 'Enter the Given OTP' and a 'Submit' button. A success message is displayed in a green box at the bottom right: 'SUCCESS OTP has been sent to your email'. The left sidebar contains 'Taxpayer Registration', 'TIN Application', and 'Check Registration Status'. The top navigation bar includes 'Home / Self Service / Non Resident Taxpayer Identity Number Registration'.

Login your email address to retrieve the One Time Passcode (OTP)



REGISTRATION OF NON-RESIDENT ELECTRONIC SERVICE PROVIDER/SUPPLIER

Capture One Time Passcode (OTP) and click submit

The screenshot shows the 'TIN Application' page in the 'TAXPAYER PORTAL'. The page has a dark header with the portal name and navigation links: 'Home / Self Service / Non Resident Taxpayer Identity Number Registration'. A left sidebar contains 'Taxpayer Registration', 'TIN Application', and 'Check Registration Status'. The main content area is titled 'TIN Application' and features two tabs: 'Individual Registration' (active) and 'Entity Registration'. Below the tabs, a message box states: 'Enter OTP that has been sent to your email Address, for Validation so as to proceed with the TIN Registration.' To the right, a text input field is labeled '* Non-Resident Individual Registration' and contains the value '325594'. A red box highlights this input field. Below the input field is a blue 'Submit' button, also circled in red.

Application fields will be displayed to select/capture application details.

The screenshot shows the 'TIN Application' page in the 'TAXPAYER PORTAL' at a later stage. The header and sidebar are the same as in the previous screenshot. The main content area is titled 'TIN Application' and features a section for 'Service Provider Particulars'. This section includes two dropdown menus: 'Business Sector *' and 'Business Activity *'. Below these is a blue 'Add' button. A text input field for 'Business Name' is also present. Below the 'Service Provider Particulars' section is a section for 'Physical Address', which includes three dropdown menus: 'Country of Residence', 'City / Region', and 'Street'. At the bottom of the page, there is a green success message: 'SUCCESS OTP Validated Successful'. The footer of the page includes the copyright notice '© 2022'.

REGISTRATION OF NON-RESIDENT ELECTRONIC SERVICE PROVIDER/SUPPLIER

Select business sector and business activity and click Add

For more than one activity, repeat the same process to add another activity

NB: Select a sub-business activity for a business activity with sub-business activities.

TAXPAYER PORTAL

Home / Self Service / Non Resident Taxpayer Identity Number Registration

Taxpayer Registration

TIN Application

Check Registration Status

TIN Application

Service Provider Particulars

Business Sector *
Software and Updating

Business Activity *
System software

Add

Business Name

Physical Address

Country of Residence

City / Region

Street

Contact Person Particulars

© 2022 Tanzania Revenue Authority. All rights reserved.

Click Delete to delete business sector, business activity and sub business activity if any.

TAXPAYER PORTAL

Home / Self Service / Non Resident Taxpayer Identity Number Registration

Taxpayer Registration

TIN Application

Check Registration Status

TIN Application

Service Provider Particulars

Business Sector	Business Activity	Sub Business Activity	Action
Software and Updating	System software		Delete

Business Sector *

Business Activity *

Add

Business Name

Physical Address

© 2022 Tanzania Revenue Authority. All rights reserved.

REGISTRATION OF NON-RESIDENT ELECTRONIC SERVICE PROVIDER/SUPPLIER

Capture business name

The screenshot shows the 'TIN Application' form in the 'TAXPAYER PORTAL'. The 'Service Provider Particulars' section includes a table with the following data:

Business Sector	Business Activity	Sub Business Activity	Action
Software and Updating	System software		Delete

Below the table are dropdown menus for 'Business Sector *' and 'Business Activity *', and an 'Add' button. The 'Business Name' field is highlighted with a red box and contains the text 'AFRO STREAMING'. Below this is the 'Physical Address' section.

© 2022 Tanzania Revenue Authority. All rights reserved.

Under Physical Address;

Select country of residence, city/region and capture street.

Under Contact Person Particulars;

Capture Full name, select phone country code, capture phone number and Passport No.

Under service provider contact;

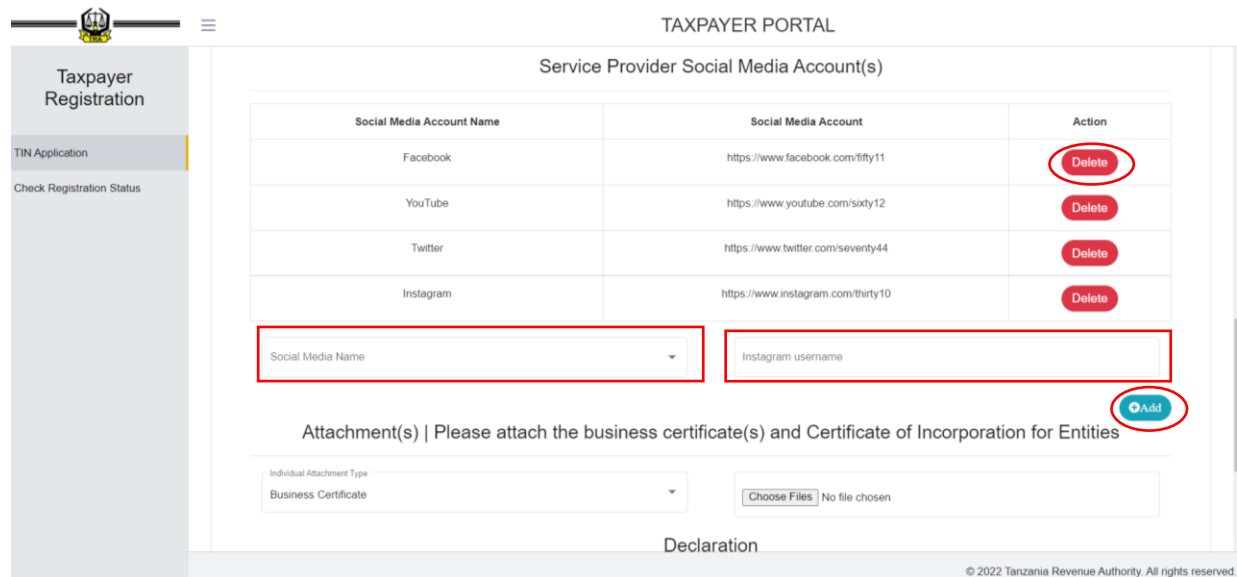
Capture Landline and valid website link.

The screenshot shows the 'TIN Application' form in the 'TAXPAYER PORTAL'. The 'Physical Address' section includes fields for 'Country of Residence' (Ireland), 'City / Region' (Dublin), and 'Street' (Moore). The 'Contact Person Particulars' section includes fields for 'Full Name' (Michael Keane), 'Phone Code' (Ireland +353), 'Mobile Phone Number' (143709699), and 'Passport No' (D23146291). The 'Service Provider Contact' section includes fields for 'Landline' (+353143709699) and 'Website Link' (general.com). The 'Service Provider Social Media Account(s)' section includes a dropdown for 'Social Media Name' (Facebook) and a field for 'Facebook username'. A green success message is displayed at the bottom right: 'success Valid website URL was given'. © 2022

REGISTRATION OF NON-RESIDENT ELECTRONIC SERVICE PROVIDER/SUPPLIER

Select social media name i.e., Facebook, YouTube, Twitter, Instagram, capture the username and click Add.

Click Delete to delete Social Media Account.



Social Media Account Name	Social Media Account	Action
Facebook	https://www.facebook.com/fifty11	Delete
YouTube	https://www.youtube.com/sixty12	Delete
Twitter	https://www.twitter.com/seventy44	Delete
Instagram	https://www.instagram.com/thirty10	Delete

Social Media Name: Instagram username:

Attachment(s) | Please attach the business certificate(s) and Certificate of Incorporation for Entities

Individual Attachment Type: Business Certificate

Choose Files: No file chosen

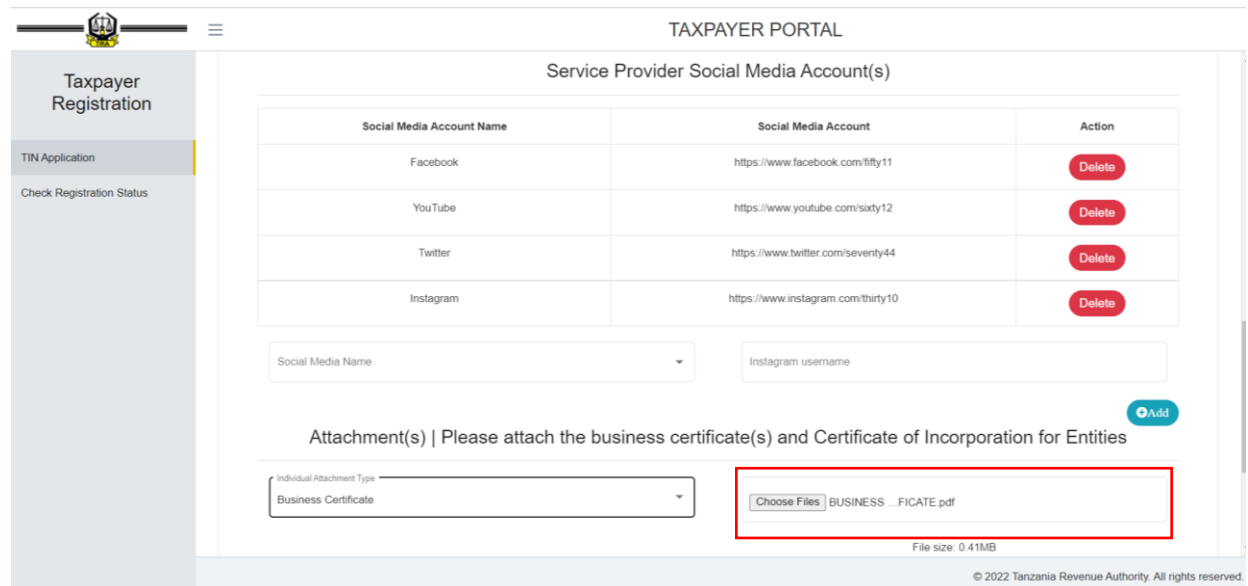
Declaration

© 2022 Tanzania Revenue Authority. All rights reserved.

Choose file to attach a Business certificate.

NB: Business certificate attached should be in PDF format.

The file size should not exceed 10 MBs.



Social Media Account Name	Social Media Account	Action
Facebook	https://www.facebook.com/fifty11	Delete
YouTube	https://www.youtube.com/sixty12	Delete
Twitter	https://www.twitter.com/seventy44	Delete
Instagram	https://www.instagram.com/thirty10	Delete

Social Media Name: Instagram username:

Attachment(s) | Please attach the business certificate(s) and Certificate of Incorporation for Entities

Individual Attachment Type: Business Certificate

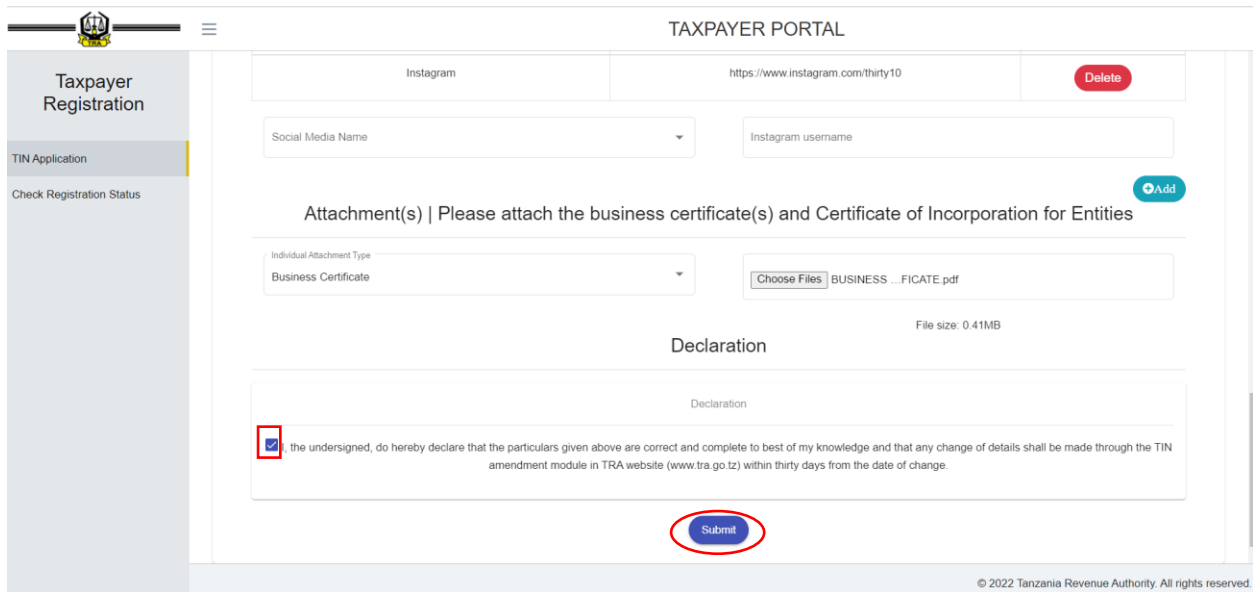
Choose Files: BUSINESS ... FICATE.pdf

File size: 0.41MB

© 2022 Tanzania Revenue Authority. All rights reserved.

REGISTRATION OF NON-RESIDENT ELECTRONIC SERVICE PROVIDER/SUPPLIER

Check the declaration checkbox and click submit.



TAXPAYER PORTAL

Instagram <https://www.instagram.com/thirty10> Delete

Social Media Name Instagram username

Attachment(s) | Please attach the business certificate(s) and Certificate of Incorporation for Entities Add

Individual Attachment Type Business Certificate Choose Files BUSINESS ...FICATE.pdf

File size: 0.41MB

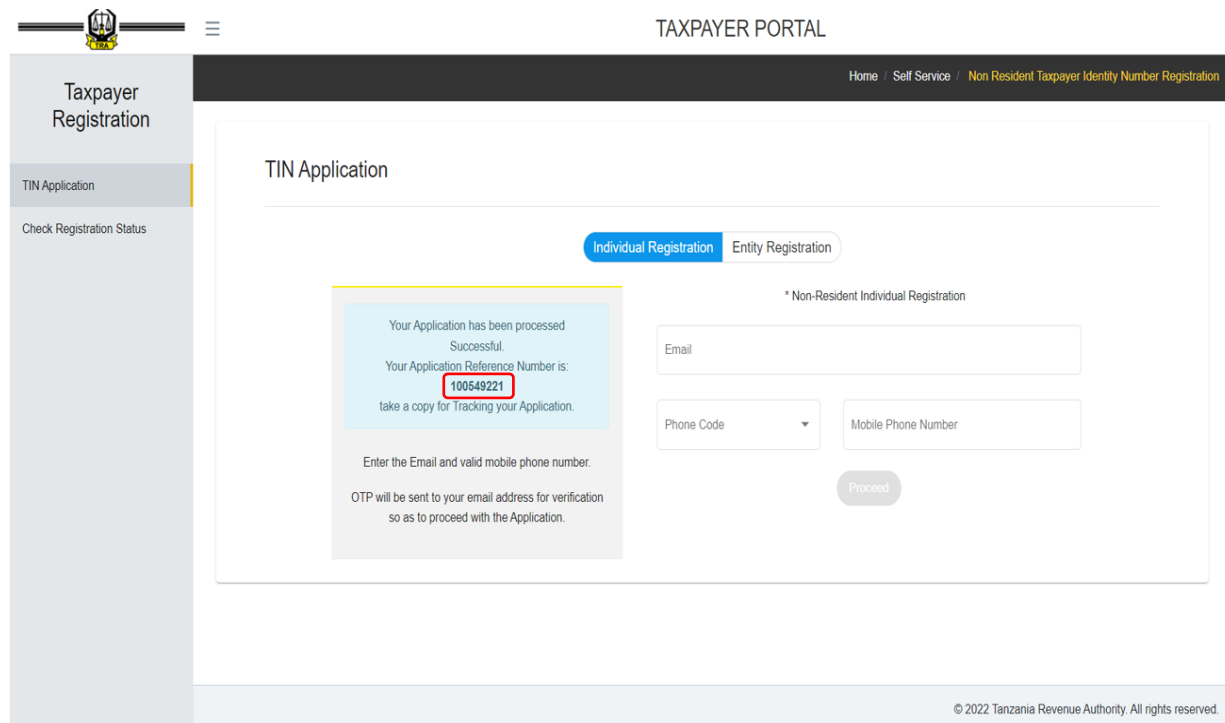
Declaration

I, the undersigned, do hereby declare that the particulars given above are correct and complete to best of my knowledge and that any change of details shall be made through the TIN amendment module in TRA website (www.tra.go.tz) within thirty days from the date of change.

Submit

© 2022 Tanzania Revenue Authority. All rights reserved.

A Reference Number for the application will be provided



TAXPAYER PORTAL

Home / Self Service / Non Resident Taxpayer Identity Number Registration

TIN Application

Individual Registration Entity Registration

* Non-Resident Individual Registration

Your Application has been processed Successful.
Your Application Reference Number is: **100549221**
take a copy for Tracking your Application.

Enter the Email and valid mobile phone number.
OTP will be sent to your email address for verification so as to proceed with the Application.

Email

Phone Code Mobile Phone Number

Proceed

© 2022 Tanzania Revenue Authority. All rights reserved.

REGISTRATION OF NON-RESIDENT ELECTRONIC SERVICE PROVIDER/SUPPLIER

Click Check Registration Status, capture the reference number and click submit.

The screenshot shows the 'TAXPAYER PORTAL' interface. On the left, a sidebar contains 'Taxpayer Registration' with sub-items 'TIN Application' and 'Check Registration Status' (highlighted with a red box). The main content area is titled 'Check Taxpayer Registration Status'. It features a form with an 'Application Reference Number' field containing the value '10054922' (highlighted with a red box) and a blue 'Submit' button below it. The footer contains the text '© 2022 Tanzania Revenue Authority. All rights reserved.'

The registration status of the application will be displayed.

The screenshot shows the 'TAXPAYER PORTAL' interface. The sidebar is the same as in the previous screenshot, with 'Check Registration Status' highlighted. The main content area is titled 'Check Taxpayer Registration Status'. It features a form with an 'Application Status' field displaying 'APPROVED (RM)' (highlighted with a red box) and an 'Application Reference Number' field containing the value '101839014'. A blue 'Submit' button is located below the form. The footer contains the text '© 2022 Tanzania Revenue Authority. All rights reserved.'

REGISTRATION OF NON-RESIDENT ELECTRONIC SERVICE PROVIDER/SUPPLIER

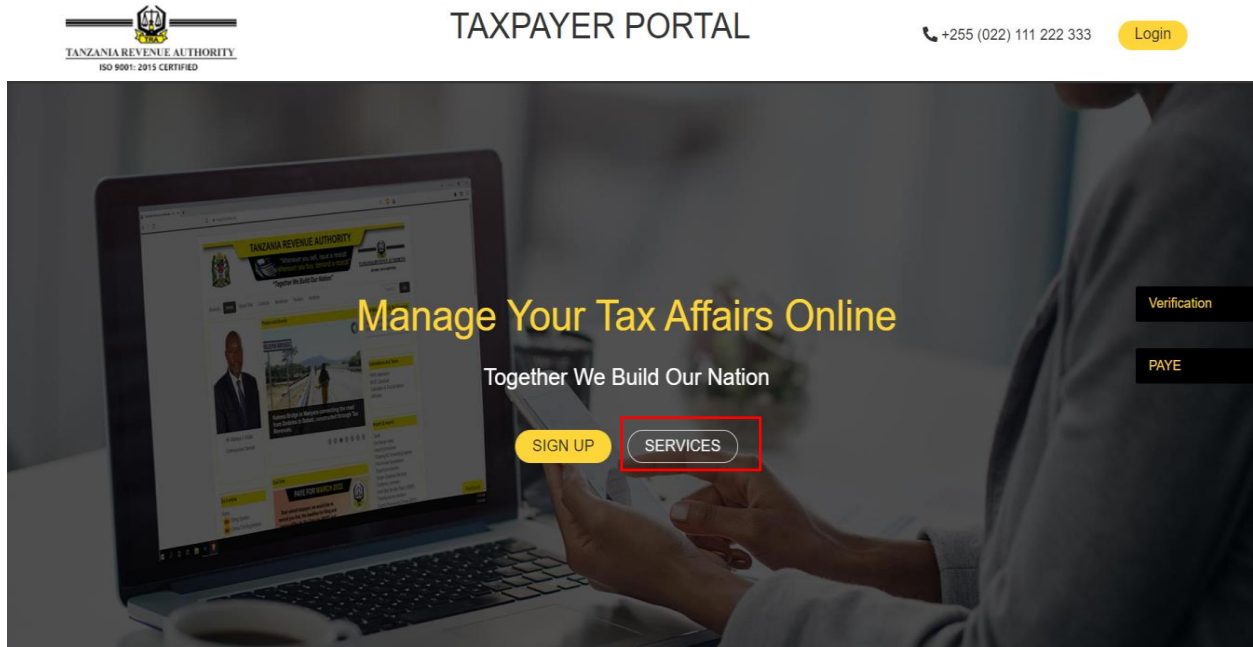
A notification message with Taxpayer Identification Number (TIN) and Value Added Tax Registration Number (VRN) will be sent to your email.

The screenshot displays the GMX email interface. The main content is an email from e-filing@tra.go.tz titled "Non Residence TIN Registration" dated 12/9/2022. The email body states: "Your registration has been completed successfully. Your Tax Identification Number (TIN) is 157946609 and Value Added Tax Registration Number (VRN) is 40049821Y. You will be provided with link to file your Income tax and Value Added tax returns in due course. Your username will be 157946609 and password: DJ3bzkF69#". Below the main text is a "Disclaimer" section and a notice from Mimecast regarding email security scanning.

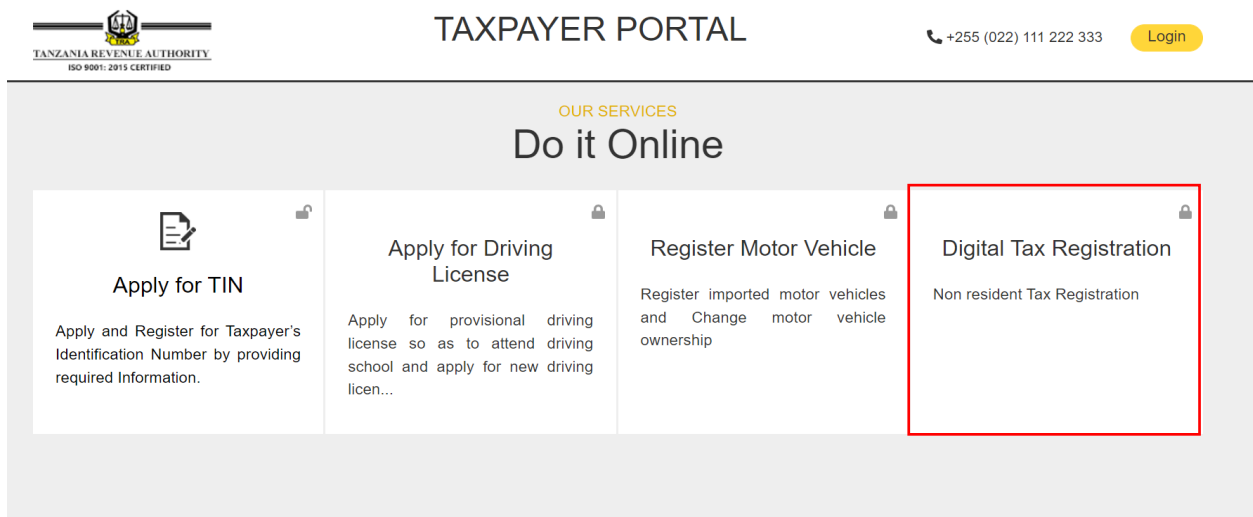
3.2 Entity Registration

URL: <https://taxpayerportal.tra.go.tz>

Open the above URL and click services



Click Digital Tax Registration



REGISTRATION OF NON-RESIDENT ELECTRONIC SERVICE PROVIDER/SUPPLIER

Click Entity Registration

The screenshot shows the Taxpayer Portal interface. The header includes the logo and 'TAXPAYER PORTAL'. The breadcrumb trail is 'Home / Self Service / Non Resident Taxpayer Identity Number Registration'. The left sidebar has 'Taxpayer Registration' and 'TIN Application' (selected). The main content area is titled 'TIN Application' and has two tabs: 'Individual Registration' and 'Entity Registration' (highlighted with a red box). Below the tabs is a form for 'Non-Resident Entity Registration'. A grey box on the left contains the text: 'Enter the Email and valid mobile phone number. OTP will be sent to your email address for verification so as to proceed with the Application.' The form fields are: 'Email' (empty), 'Phone Code' (dropdown menu), and 'Mobile Phone Number' (empty). A 'Proceed' button is at the bottom right. The footer contains the copyright notice: '© 2022 Tanzania Revenue Authority. All rights reserved.'

Capture business e-mail address, select Phone country code, complete phone number (9 digits) and click proceed.

This screenshot shows the same 'TIN Application' form as above, but with data entered. The 'Entity Registration' tab is still highlighted. The 'Email' field now contains 'aristotle1@gmx.com'. The 'Phone Code' dropdown menu is set to 'United Kingdom +44'. The 'Mobile Phone Number' field contains '624557430'. The 'Proceed' button is now highlighted with a red oval. The rest of the interface, including the sidebar and footer, remains the same.

REGISTRATION OF NON-RESIDENT ELECTRONIC SERVICE PROVIDER/SUPPLIER

One Time Passcode (OTP) will be sent to your email.

TIN Application

Individual Registration Entity Registration

Enter OTP that has been sent to your email Address, for Validation so as to proceed with the TIN Registration.

* Non-Resident Entity Registration

Enter the Given OTP

Submit

success
OTP has been sent to your email

Login your email address to retrieve the One Time Passcode (OTP)

GMX

Home E-mail Cloud Contacts Organizer Online Office Translator More

Compose E-mail

Re: Non Residence TIN Registration

Search

Unread E-mails

Favorites

Inbox

Display additional folders

Trash

Spam

Sent

Drafts

+ New folder

+ Add e-mail account

Delete Spam Reply Forward Move

Sort

Non Residence TIN Registration

From: e-filing@tra.go.tz

12/9/2022 at 12:38 PM

One Time Passcode 710469 for verification

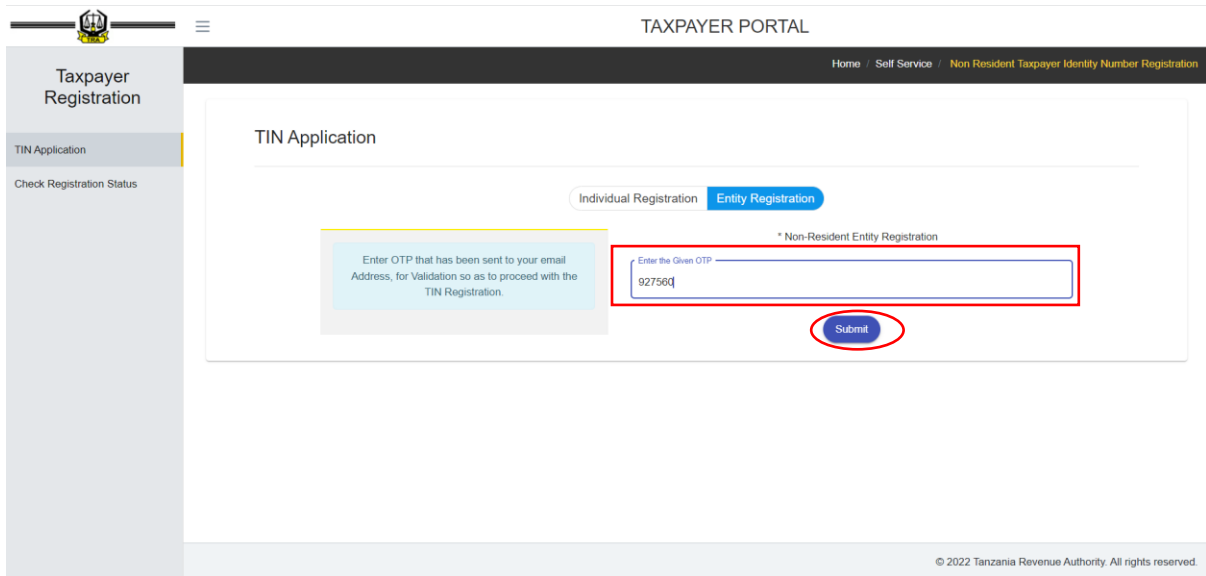
Disclaimer

The information contained in this communication from the sender is confidential. It is intended solely for use by the recipient and others authorized to receive it. If you are not the recipient, you are hereby notified that any disclosure, copying, distribution or taking action in relation of the contents of this information is strictly prohibited and may be unlawful.

This email has been scanned for viruses and malware, and may have been automatically archived by Mimecast, a leader in email security and cyber resilience. Mimecast integrates email defenses with brand protection, security awareness training, web security, compliance and other essential capabilities. Mimecast helps protect large and small organizations from malicious activity, human error and technology failure; and to lead the movement toward building a more resilient world. To find out more, visit our website.

REGISTRATION OF NON-RESIDENT ELECTRONIC SERVICE PROVIDER/SUPPLIER

Capture One Time Passcode (OTP) and click submit



TAXPAYER PORTAL

Home / Self Service / Non Resident Taxpayer Identity Number Registration

Taxpayer Registration

TIN Application

Check Registration Status

TIN Application

Individual Registration Entity Registration

Enter OTP that has been sent to your email Address, for Validation so as to proceed with the TIN Registration.

* Non-Resident Entity Registration

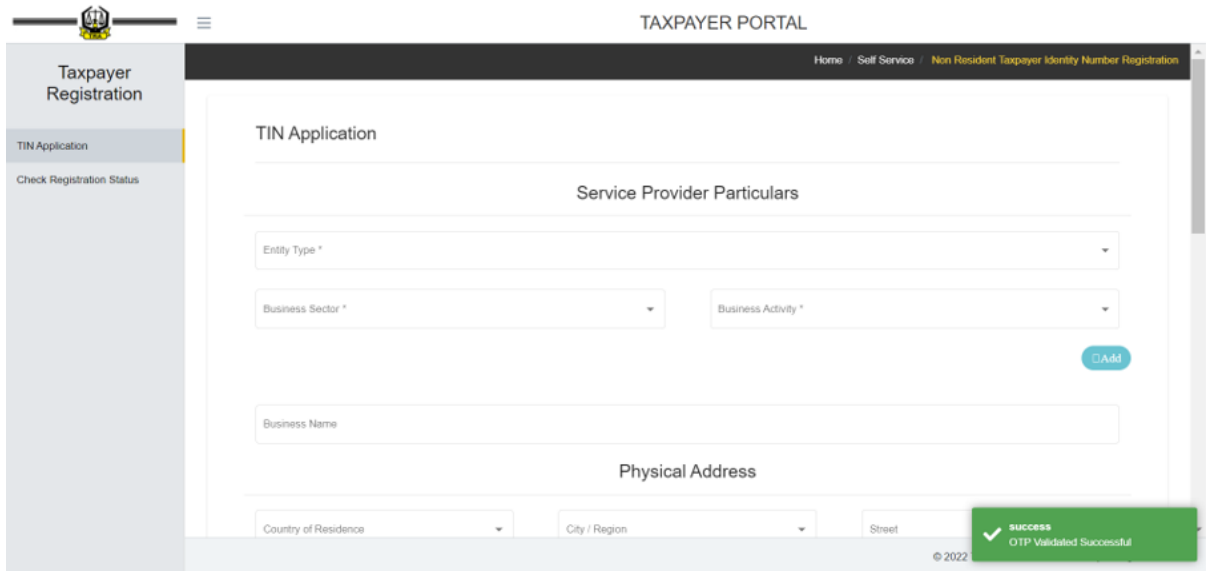
Enter the Given OTP

927560

Submit

© 2022 Tanzania Revenue Authority. All rights reserved.

Application fields will be displayed to select/capture application details.



TAXPAYER PORTAL

Home / Self Service / Non Resident Taxpayer Identity Number Registration

Taxpayer Registration

TIN Application

Check Registration Status

TIN Application

Service Provider Particulars

Entity Type *

Business Sector *

Business Activity *

Business Name

Physical Address

Country of Residence

City / Region

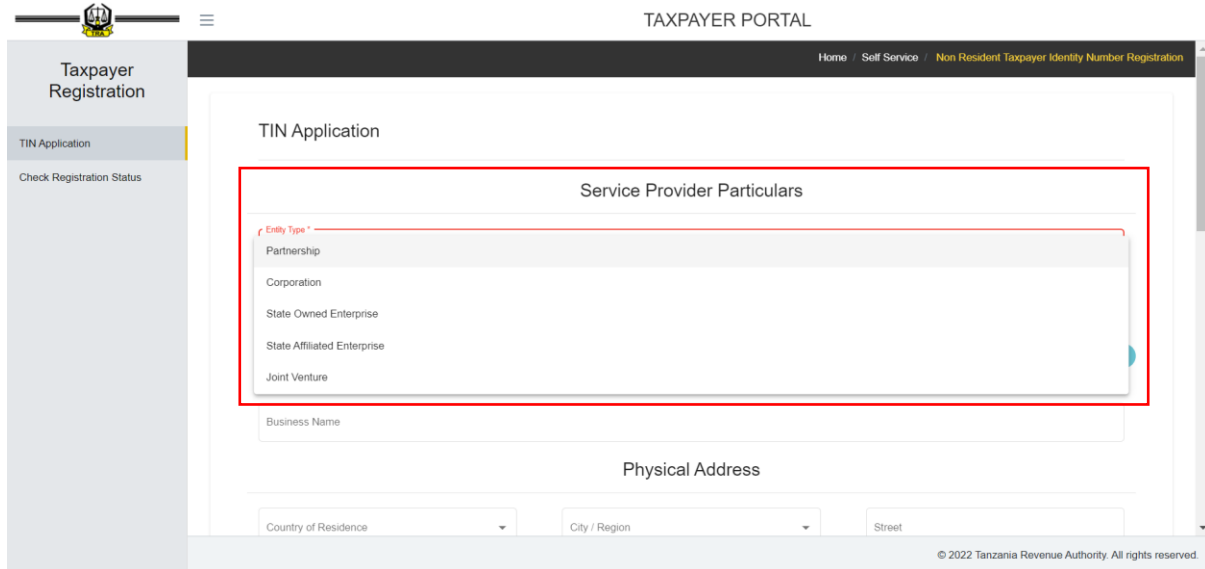
Street

Success
OTP Validated Successful

© 2022

REGISTRATION OF NON-RESIDENT ELECTRONIC SERVICE PROVIDER/SUPPLIER

Select an Entity type as Partnership, Corporation, State Owned Enterprise, State Affiliated Enterprise and Joint Venture.

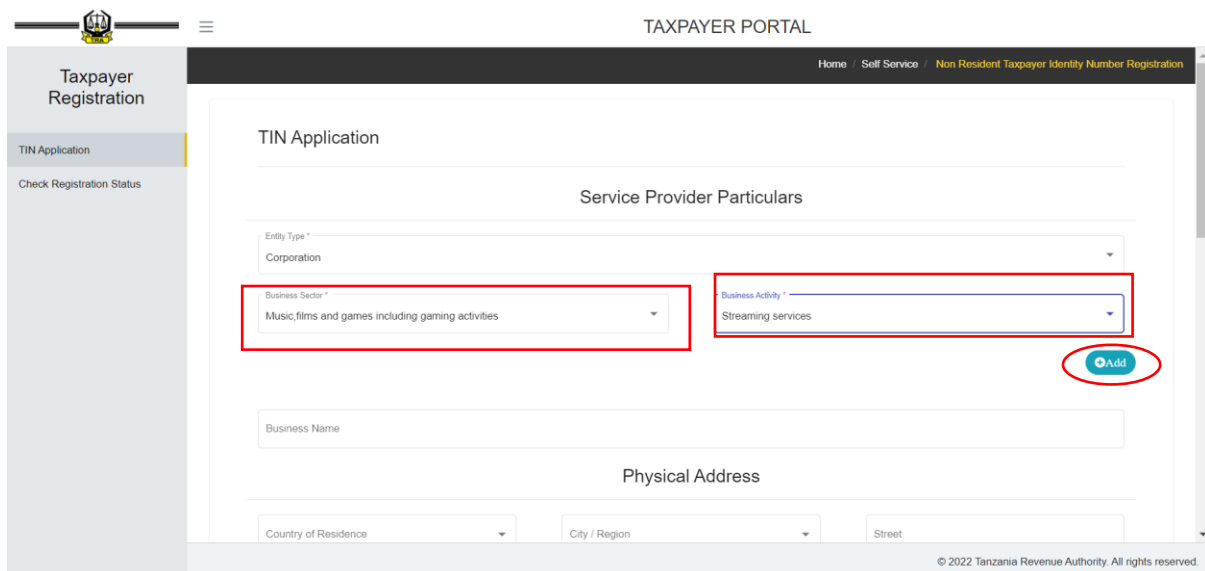


The screenshot shows the 'TIN Application' form in the 'Taxpayer Registration' section of the 'TAXPAYER PORTAL'. The 'Service Provider Particulars' section is highlighted with a red box. It contains a dropdown menu for 'Entity Type' with the following options: Partnership, Corporation, State Owned Enterprise, State Affiliated Enterprise, and Joint Venture. Below this are input fields for 'Business Name' and 'Physical Address' (Country of Residence, City / Region, Street). The footer indicates '© 2022 Tanzania Revenue Authority. All rights reserved.'

Select business sector and business activity and click Add

For more than one activity, repeat the same process to add another activity

NB: Select a sub-business activity for a business activity with sub-business activities



The screenshot shows the 'TIN Application' form in the 'Taxpayer Registration' section of the 'TAXPAYER PORTAL'. The 'Service Provider Particulars' section is highlighted with a red box. It contains a dropdown menu for 'Entity Type' with the option 'Corporation' selected. Below this are two dropdown menus: 'Business Sector' with the option 'Music, films and games including gaming activities' selected, and 'Business Activity' with the option 'Streaming services' selected. A blue 'Add' button is circled in red. Below these are input fields for 'Business Name' and 'Physical Address' (Country of Residence, City / Region, Street). The footer indicates '© 2022 Tanzania Revenue Authority. All rights reserved.'

REGISTRATION OF NON-RESIDENT ELECTRONIC SERVICE PROVIDER/SUPPLIER

Click Delete to delete business sector, business activity and sub business activity if any.

Taxpayer Registration

TIN Application

Check Registration Status

TIN Application

Service Provider Particulars

Entity Type *
Corporation

Business Sector	Business Activity	Sub Business Activity	Action
Music, films and games including gaming activities	Streaming services		Delete

Business Sector *
Business Activity *

Add

Business Name

© 2022 Tanzania Revenue Authority. All rights reserved.

Capture business name.

Taxpayer Registration

TIN Application

Check Registration Status

TIN Application

Service Provider Particulars

Entity Type *
Corporation

Business Sector	Business Activity	Sub Business Activity	Action
Music, films and games including gaming activities	Streaming services		Delete

Business Sector *
Business Activity *

Add

Business Name
Bwandy International Services

Physical Address

© 2022 Tanzania Revenue Authority. All rights reserved.

REGISTRATION OF NON-RESIDENT ELECTRONIC SERVICE PROVIDER/SUPPLIER

Under Physical Address;

Select country of residence, city/region and capture street.

Under Contact Person Particulars;

Capture Full name, select phone country code, capture phone number and Passport No.

Under service provider contact;

Capture Landline and valid website link.

The screenshot shows the 'TAXPAYER PORTAL' registration form. The left sidebar contains 'Taxpayer Registration', 'TIN Application', and 'Check Registration Status'. The main form area is divided into three sections, each highlighted with a red box:

- Physical Address:** Country of Residence (United Kingdom), City / Region (Manchester), Street (Cheetham Dearsgate Hill).
- Contact Person Particulars:** Full Name (Remo Freuler), Phone Code (United Kingdom +44), Mobile Phone Number (744567380), Passport No (GBF536790).
- Service Provider Contact:** Landline (+44054278380), Website Link (bwandj.com).

Below these sections is the 'Service Provider Social Media Account(s)' section with a dropdown for 'Social Media Name' (YouTube) and a text field for 'YouTube username'. A green success message at the bottom right reads: 'SUCCESS Valid website URL was given'. The footer shows '© 2022'.

Select social media name i.e., Facebook, YouTube, Twitter, Instagram, capture the username and click Add.

The screenshot shows the 'TAXPAYER PORTAL' registration form, specifically the 'Service Provider Social Media Account(s)' section. The left sidebar is the same as in the previous screenshot. The main form area shows:

- Service Provider Social Media Account(s):** Social Media Name (YouTube), YouTube username (bwandy). A blue 'Add' button is circled in red.
- Attachment(s):** Please attach the business certificate(s) and Certificate of Incorporation for Entities. Two rows are shown: 'Business Certificate' and 'Certificate of Incorporation', each with a 'Choose files' button and 'No file chosen' text.
- Declaration:** A checkbox and text: 'I, the undersigned, do hereby declare that the particulars given above are correct and complete to best of my knowledge and that any change of details shall be made through the TIN amendment module in TRA website (www.tra.go.tz) within thirty days from the date of change.' A 'Submit' button is at the bottom.

The footer shows '© 2022 Tanzania Revenue Authority. All rights reserved.'

REGISTRATION OF NON-RESIDENT ELECTRONIC SERVICE PROVIDER/SUPPLIER

Click Delete to delete Social Media Account.

TAXPAYER PORTAL

Service Provider Social Media Account(s)

Social Media Account Name	Social Media Account	Action
YouTube	https://www.youtube.com/bwandy	Delete
Twitter	https://www.twitter.com/bwandy	Delete
Facebook	https://www.facebook.com/bwandy	Delete
Instagram	https://www.instagram.com/bwandy	Delete

Social Media Name Instagram username

Attachment(s) | Please attach the business certificate(s) and Certificate of Incorporation for Entities

Individual Attachment Type
Business Certificate Choose files | No file chosen

Entity Attachment Type *
Certificate of Incorporation Choose files | No file chosen

© 2022 Tanzania Revenue Authority. All rights reserved.

Choose file to attach a Business certificate and a Certificate of Incorporation.

NB: Business certificate and Certificate of Incorporation attached should be in PDF format.

The file size should not exceed 10 MBs.

TAXPAYER PORTAL

Service Provider Social Media Account(s)

Social Media Account Name	Social Media Account	Action
YouTube	https://www.youtube.com/bwandy	Delete
Twitter	https://www.twitter.com/bwandy	Delete
Facebook	https://www.facebook.com/bwandy	Delete
Instagram	https://www.instagram.com/bwandy	Delete

Social Media Name Instagram username

Attachment(s) | Please attach the business certificate(s) and Certificate of Incorporation for Entities

Individual Attachment Type
Business Certificate Choose files | BUSINESS ...IFICATE.pdf
File size: 0.44MB

Entity Attachment Type *
Certificate of Incorporation Choose files | CERTIFICA...ATION.pdf
File size: 0.03MB

Declaration

© 2022 Tanzania Revenue Authority. All rights reserved.

REGISTRATION OF NON-RESIDENT ELECTRONIC SERVICE PROVIDER/SUPPLIER

Check the declaration checkbox and click submit

The screenshot shows the 'TAXPAYER PORTAL' interface. On the left, there is a sidebar with 'Taxpayer Registration' selected. The main content area is titled 'TAXPAYER PORTAL' and contains a form. At the top, there are input fields for 'Social Media Name' and 'Instagram username'. Below these is a section for 'Attachment(s) | Please attach the business certificate(s) and Certificate of Incorporation for Entities'. Two attachments are shown: 'Business Certificate' (file name: BUSINESS...IFICATE.pdf, size: 0.51MB) and 'Certificate of Incorporation' (file name: CERTIFICA...RATION.pdf, size: 0.03MB). A 'Declaration' section follows, with a checkbox checked and the text: 'I, the undersigned, do hereby declare that the particulars given above are correct and complete to best of my knowledge and that any change of details shall be made through the TIN amendment module in TRA website (www.tra.go.tz) within thirty days from the date of change.' A 'Submit' button is circled in red. The footer contains the copyright notice: '© 2022 Tanzania Revenue Authority. All rights reserved.'

A Reference number for the application will be provided

The screenshot shows the 'TIN Application' page in the 'TAXPAYER PORTAL'. The page has a dark header with 'Home / Self Service / Non Resident Taxpayer Identity Number Registration'. The main content area is titled 'TIN Application' and has two tabs: 'Individual Registration' (selected) and 'Entity Registration'. A light blue box contains the message: 'Your Application has been processed Successful. Your Application Reference Number is: 100549221 take a copy for Tracking your Application.' Below this, it says 'Enter the Email and valid mobile phone number. OTP will be sent to your email address for verification so as to proceed with the Application.' To the right, there are input fields for 'Email', 'Phone Code' (with a dropdown arrow), and 'Mobile Phone Number', along with a 'Proceed' button. The footer contains the copyright notice: '© 2022 Tanzania Revenue Authority. All rights reserved.'

REGISTRATION OF NON-RESIDENT ELECTRONIC SERVICE PROVIDER/SUPPLIER

Click Check Registration Status, capture the reference number and click submit.

The screenshot shows the 'TAXPAYER PORTAL' interface. On the left, the 'Taxpayer Registration' sidebar has 'Check Registration Status' highlighted. The main content area is titled 'Check Taxpayer Registration Status'. It features a text input field for 'Application Reference Number' with the value '100549221' and a blue 'Submit' button below it. The footer contains the text '© 2022 Tanzania Revenue Authority. All rights reserved.'

The Registrations status of the application will be displayed.

The screenshot shows the 'TAXPAYER PORTAL' interface. The 'Check Taxpayer Registration Status' option is highlighted in the sidebar. The main content area is titled 'Check Taxpayer Registration Status'. A light blue box displays 'Application Status: APPROVED (RM)'. Below this, the 'Application Reference Number' field contains '101839014' and a blue 'Submit' button is visible. The footer contains the text '© 2022 Tanzania Revenue Authority. All rights reserved.'

REGISTRATION OF NON-RESIDENT ELECTRONIC SERVICE PROVIDER/SUPPLIER

A notification message with Taxpayer Identification Number (TIN) and Value Added Tax Registration Number (VRN) will be sent to your email.

The screenshot displays the GMX email interface. The top navigation bar includes icons for Home, E-mail, Cloud, Contacts, Organizer, Online Office, Translator, and More. The left sidebar shows folders like Compose E-mail, Search, Unread E-mails, Favorites, and Inbox. The main content area shows an email from e-filing@tra.go.tz with the subject 'Non Residence TIN Registration'.

Non Residence TIN Registration

From: e-filing@tra.go.tz
12/9/2022 at 12:47 PM

Your registration has been completed successfully. Your Tax Identification Number(TIN) is 157946609 and Value Added Tax Registration Number(VRN) is 40049821Y. You will be provided with link to file your Income tax and Value Added tax returns in due course. Your username will be 157946609 and password: D33bzkF69#

Disclaimer

The information contained in this communication from the sender is confidential. It is intended solely for use by the recipient and others authorized to receive it. If you are not the recipient, you are hereby notified that any disclosure, copying, distribution or taking action in relation of the contents of this information is strictly prohibited and may be unlawful.

This email has been scanned for viruses and malware, and may have been automatically archived by Mimecast, a leader in email security and cyber resilience. Mimecast integrates email defenses with brand protection, security awareness training, web security, compliance and other essential capabilities. Mimecast helps protect large and small organizations from malicious activity, human error and technology failure; and to lead the movement toward building a more resilient world. To find out more, visit our website.

4.0 SUPPORT CONTACTS

In case of any enquiries, do not hesitate to contact Tanzania Revenue Authority through the following means;

Phone number: 0800 750075
0800 780078

Email Address: service@tra.go.tz

Social Media pages: Facebook: tratanzania
Twitter: @tratanzania
Instagram: @tratanzania